



Important!

Please give copies to all
your VW Technicians

Technical Bulletin

Vehicle Delivery Information

Subject: **Battery Cut-Off Device, Disconnecting and Removing
During Perfect Delivery Inspection (PDI)**

Group: 00

Number: 03-03

Model(s): **Touareg**

2004

Date: **June 6, 2003**

Condition

During initial launch of the Touareg a battery cut-off device is found attached to the floor in front of the driver front seat in most vehicles.

Production

On some vehicles during initial production, a battery cut-off device is used during the transportation cycle. This unit renders some systems inoperable and may cause various battery voltage related Diagnostic Codes (DTC'S) to be stored in control modules.

Service

During battery voltage check at PDI:


If battery cut-off device unit is not installed:

- Proceed with PDI.

If battery cut-off device is installed, It should be removed within 48 hours prior to delivery to the customer.

Remove unit as follows:

- ◀ - Turn battery cut-off device in direction of arrow to the "ON" position (shown).
- Move the driver's seat rearward to it's rearmost position.





Important!


Please give copies to all your VW Technicians

Technical Bulletin

Vehicle Delivery Information



- ◀ – Switch battery cut-off device in direction of arrow to “OFF” position (shown).
- ◆ In this position red Key can be removed.
- Detach battery ground (GND) strap (arrow) from device and lay it on carpet.



- Pull carpet back at battery cut-off device (shown).
- ◀ – Remove nut fixing the device at the stud (arrow).
- Remove cut-off device.
- Package cut-off device in supplied box and ship with Repair Order in prepaid / pre-addressed envelope (also supplied in ByPack).




Important!

Please give copies to all your VW Technicians

Technical Bulletin

Vehicle Delivery Information



- ◀ – Attach the battery ground (GND) strap to the stud (arrow) using nut (previously removed).
- ◆ Nut Torque = $10\text{Nm} \pm 2\text{Nm}$.
- Install carpeted cover.
- Return driver seat to normal position.
- ◆ Steering angle sensor must relearn its position.
- Perform basic setting in "guided fault finding" using VAS 5051.
- Proceed with complete PDI.