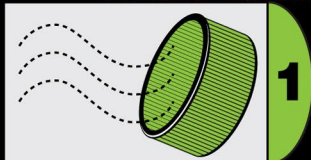


GREEN FILTER USA[®]

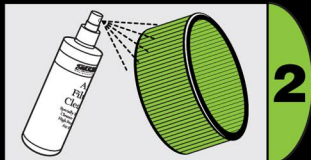
RECOMMENDED SERVICE INSTRUCTIONS

SCHEDULE OF REQUIRED MAINTENANCE / CLEANING ON REVERSE SIDE



PRE-CLEANING

Tap the filter to remove excess dirt.



APPLY CLEANER

Spray the filter with Green Filter Cleaner and allow the solution to soak in for about 15 minutes.

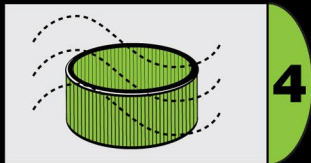
*Never use strong detergents, high pressure water or gasoline.



RINSE

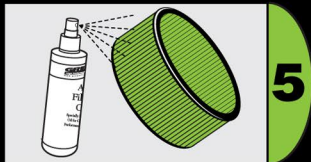
Rinse the filter with water, clean side to dirty side to flush out the dirt.

Do NOT use extreme high pressure.



DRYING

Allow the filter to dry (naturally). Try to avoid heat, it might shrink the cotton.



APPLY OIL

Re-oil the filter using Green Filter Oil. Only use Green Filter Oil, other filters use different oils. 1 spray per 2 sq. inch of filter. Never over-oil your filter.