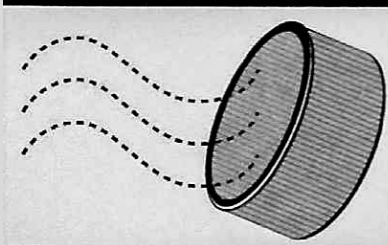




EUROCOMPULSION

Performance Air Filter Cleaning Instructions

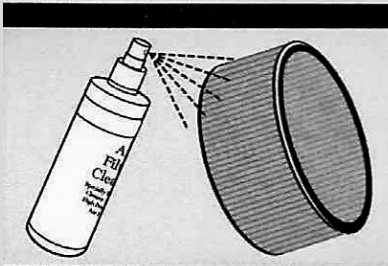
RECOMMENDED SERVICE INSTRUCTIONS



1

PRE-CLEANING

Tap the filter or blow with air to remove excess dirt.




2

APPLY CLEANER

Spray the filter with Filter Cleaner and allow the solution to soak in for about 15 minutes.

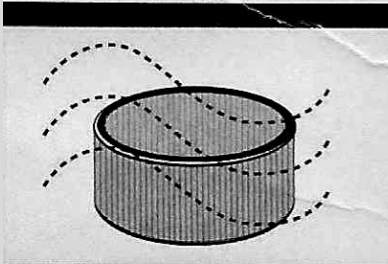
*Never use strong detergents, high pressure water or gasoline.



3

RINSE

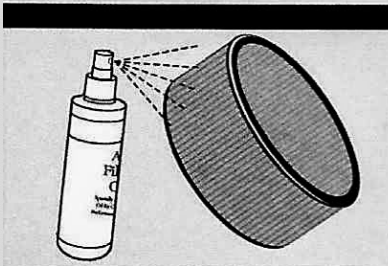
Rinse the filter with warm water, clean side to dirty side to flush out the dirt.



4

DRYING

Allow the filter to dry (naturally). Try to avoid heat, it might shrink the cotton.



5

APPLY OIL

Re-oil the filter using Performance oil. Only use recommended performance oil, other filters use different oils. 1 spray per 2 sq. inch of filter. Never over-oil your filter. Contact supplier for recommended oil.