

GENERAL INFORMATION

JACKING POSITIONS

E5U00000000W08

Warning

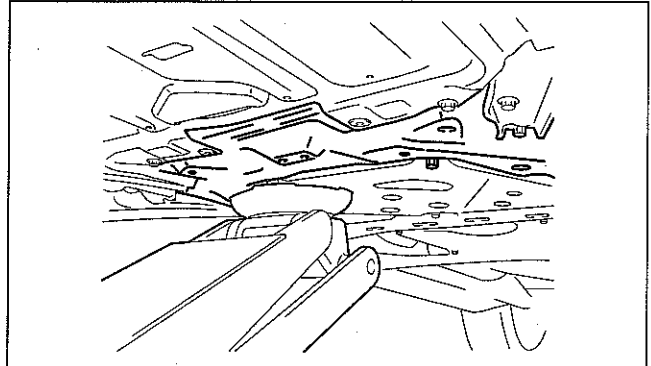
- Improperly jacking a vehicle is dangerous. The vehicle can slip off the jack and cause serious injury. Use only the correct front and rear jacking points and block the wheels.

- Use safety stands to support the vehicle after it has been lifted.

Front

• Note

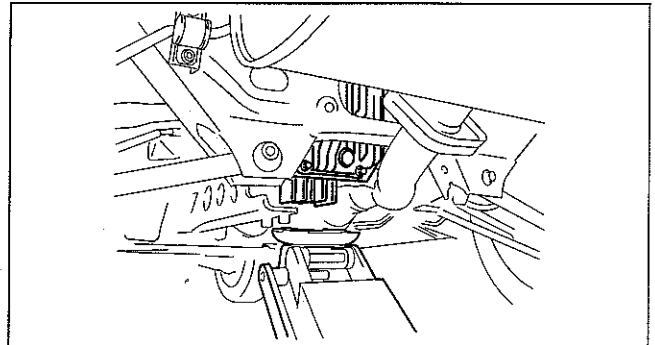
- To prevent obstruction between the jack body and front bumper when the jack body is inserted, use a low-floor type jack (frame height is 170 mm or less).
- Near the center of the front crossmember.



E5U0002W5010

Rear

- At the center of the rear differential.



E5U0002W5011

VEHICLE LIFT (2 SUPPORTS) AND SAFETY STAND (RIGID RACK) POSITION

E5U000000000W09

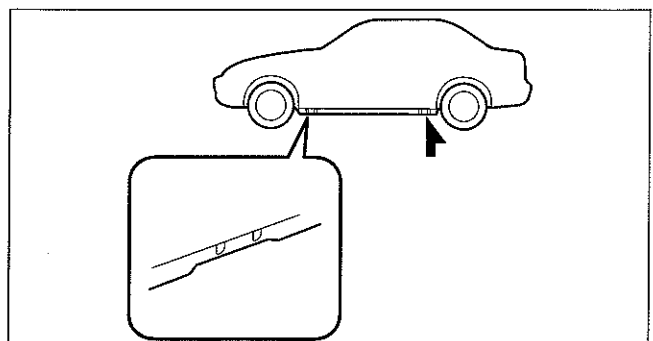
Vehicle Lift Positions

Front and rear

Warning

- Unstably lifting a vehicle is dangerous. The vehicle can slip off the lift and cause serious injury and/or vehicle damage. Make sure that the vehicle is on the lift horizontally by adjusting the height of support at the end of the arm of the lift.

- Both sides of the vehicle, on side sills



E5U0002W5020