



UNAUTHORIZED OWNER'S MANUAL





UNAUTHORIZED OWNER'S MANUAL

This manual is not intended to help you understand the operation and maintenance of your motor vehicle. Rather, it is meant to provide you with invaluable information that would, under normal motoring conditions, take most MINI owners months to discover for themselves. Information that has been painstakingly gleaned from many hours of vehicle operation.



CONTENTS

The Basics

The Boot, the Bonnet & Commander Cooper 4
Detailing 4
Assigned Cabin Seating 4-5

Best Places to Stash Stuff in Your MINI

Coin Caddy 8
Toll Ticket Cranny 8
Glove/Ice Box
Cooling/Heating Feature 8-9
Strategic Golf Club Placement 9
How to Fit a Bike 9
Secret Jogging Key Nook 10
Additional Storage Info 10

Customizing Your MINI

Motoring Accessories 12
Making Your Own Dashboard Figurines 13
Air Fresheners 14
Cockpit Toggle Switch
Conversation Starters 15

Proper Use of Bumper Stickers 15-16

Making Room for Romance in Your MINI

Public Displays of Affection (P.D.A.) 18
The Backseat:
An Introduction 18
Making Out in Your MINI 18
Unisex Chivalry 18
Tips for Shameless Flirting at Red Lights 18
Dating Tips for Married People 19
Unconventional Use of Headlamps to Attract Attention 20

Making Beautiful Music with Your MINI

Strumming on the Steering Wheel 22
Tapping on the Roof 22
Playing the Tubular Door Bezel 22
Activating the Turn Signals 22
Switching on the Windshield Wipers 22

Accelerator/Wah-Wah Pedal 22-23

Essentials of Good Motoring Mojo

Jump Starts 26
Acknowledging Fellow Motorers 26-28

Troubleshooting

Rotating Your Shorts in Public 30
Four Things You Should Never Do to Your MINI 31

Additional Reading 32

THE BASICS

BEST PLACES TO STASH STUFF IN YOUR MINI

CUSTOMIZING YOUR MINI

MAKING ROOM FOR ROMANCE IN YOUR MINI

MAKING BEAUTIFUL MUSIC WITH YOUR MINI

ESSENTIALS OF GOOD MOTORING MOJO

TROUBLESHOOTING

THE BASICS

The Boot, the Bonnet & Commander Cooper

With a British car comes some rather foreign English terminology. The following are a few terms you can now use to impress your “mates:” The “boot” is the bit around the back. It’s where you stick the cricket bats and the take-away fish-n-chips. The “bonnet” is that brilliant piece of sculpted sheet metal symmetry covering the Cooper (S) bits. That’s “Commander John Cooper” to you cheeky Yank blokes — British Racing Royalty’s Monarch of Modified Transverse-Mounted Engines, Earl of Acceleration, Duke of Hairpin Turns,




Fig. 1 MINI Inkblot Test – Seeing bug splatters is a healthy sign you’re discovering your MINI’s true personality.

Count of Countless Checkered Flags. Translation, mates: this MINI’s a real go-er. Nudge, nudge. Wink, wink. Say no more. Good show. Cheers.

Detailing

How to remove greasy prints, onlooker drool spatters and road grime to restore your MINI’s lustrous factory finish:

Step 1. Maintain proper perspective. MINI owners do not irrationally obsess about such things. Bug guts on the grille and muddy fenders are signs of a healthy,



Fig. 2 Your MINI turns a car wash into a foam party! [Refer to Making Room for Romance Section]

well-motored life. Imagine it’s like tooling around town in an abstract painting. But every now and then, you may want to start over with a clean canvas.

Step 2. Always use a soft sponge and mild biodegradable soap. Land and sea creatures are our friends.

Assigned Cabin Seating

Technically speaking, everyone motors in a MINI. The conventional nomenclature of “driver” and “passenger” no longer applies because it segregates, implying

THE BASICS

one is active while another is passive. In a MINI, all are actively engaged in the enjoyment of motoring. However, there are a few specific responsibilities by seat assignment:

1. Pilot/Motore (a.k.a. El Capitan, Skipper, Mac Daddy). In charge of mechanical functions and direct operation of the motor vehicle. Period.

2. Navigator (a.k.a. Co-Pilot, First Mate, Little Buddy). Responsible for: 1) Navigation. 2) Fast food drive-thru item checklist and Beverage Stabilization (BevStab). (See Fig. 3). Interior hood release. 4) Also in charge of stowing maps, souvenir snow globes, and scouting for photo op locations.

3. Passengers (a.k.a. Crew, Backseat Drivers). In a MINI, suggestions from the peanut gallery are encouraged. Motoring is a democratic act. Tyrannical control may lead to mutiny on the highway.

4. Cabin Attendants (a.k.a. Passengers). Responsible for in-flight meal and beverage service. And implementing emergency comedic procedures in event of sudden loss of cabin levity.



Fig. 3 Beverage Stabilization in action. Notice how the passenger tilts the cup precisely seven degrees (above) compensating for the centrifugal forces acting upon the beverage as a result of your MINI’s tight cornering performance (left).

THE BASICS



Fig. 4 Instead of calling “shotgun,” call “slingshot.” It’s a David and Goliath thing. Your MINI may be small, but it packs a punch.

THE BASICS

BEST PLACES TO STASH STUFF IN YOUR MINI

CUSTOMIZING YOUR MINI

MAKING ROOM FOR ROMANCE IN YOUR MINI

MAKING BEAUTIFUL MUSIC WITH YOUR MINI

ESSENTIALS OF GOOD MOTORING MOJO

TROUBLESHOOTING

BEST PLACES TO STASH STUFF IN YOUR MINI

First things first. This book fits snugly inside the case provided for your factory-authorized owner's manual, and is designed to be stowed away in the glove box. Or conveniently left about on the coffee table.

1. Coin Caddy

Technically engineered as the beverage holder. Reinvented by resourceful you as the handy loose change receptacle.

⚠ CAUTION: When parking in low-lit urban areas, cover all exposed coinage with cup.

2. Toll Ticket Cranny

Your MINI's dashboard console features four vertical slits (two within driver's reach, two for co-pilot assistance) for securing toll receipts and parking stubs.

3. The Glove Box

Re-engineered by MINI designers. Because no one really keeps gloves in there anymore. Use it as a CD box. A toolbox. Or turn up the air conditioning, and it's a refrigerated icebox.

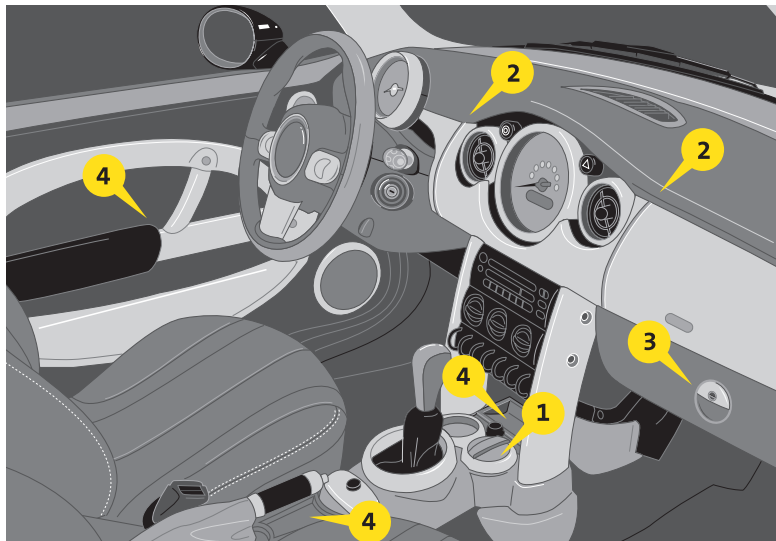


Fig. 5

4. Cubby Space

Two center console bins for maps, cell phone, spare change, loose French fries. One per door for sunglasses (optimists). Collapsible umbrellas (pessimists).

⚠ Cooling/Heating Feature

Turns your MINI's glove box into a mini refrigerator for chilling contents to 50° Fahrenheit. For emergency roadside candy bars and spare hero sandwiches. Your MINI goes great with mayo. Or activate the heater to warm contents from soup to nuts. (See Fig. 6.)

BEST PLACES TO STASH STUFF IN YOUR MINI

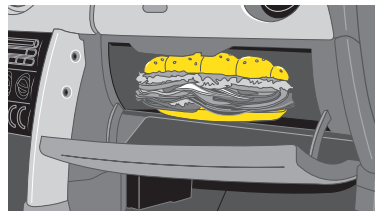


Fig. 6 Cooling/Heating Glove Box

Strategic Golf Club Placement

With both rear seats folded down, your MINI can accommodate four golf bags comfortably. Unfortunately, this leaves no room to accommodate a foursome. Recommended: with one rear seat folded down, fit one to two bags lying angled diagonally, and one to two golf buddies seated vertically.

How to Fit a Bike:

1. Adjust passenger's side seat to furthest forward non-reclining position.
2. Remove front wheel. OF BICYCLE!
3. Lay the bike on the side opposite the rear derailleur rotating the handlebars counterclockwise until they are parallel with the cargo area floor.
4. Place front wheel in cargo area and close hatch.



Fig. 7 Use floor space as parking citation crumple zone.

BEST PLACES TO STASH STUFF IN YOUR MINI

Secret Jogging Key Nook

The undercarriage of your MINI features a handy hideaway for stashing cumbersome key sets when you take a break from motoring for a jog, bike ride, or skinny-dipping romp in the country. Place your hand just forward of either rear wheel near the rocker panel. Reach up and under the wheel well. You'll find a flat 4"X4" secret spot no one knows about but you. And tens of thousands of fellow U.S. MINI owners.

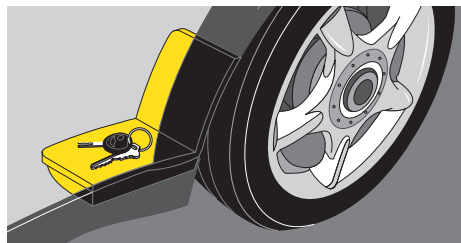
⚠️ **NOTE:** Always perform a quick 360° visual scan to make sure no one is watching you. (See Fig. 8 & 9.)

Additional Storage Information

Pizza Capacity: The passenger's side floor accommodates four large pies stacked.



Fig. 8 & 9 The jogging key nook.



THE BASICS

BEST PLACES TO STASH STUFF IN YOUR MINI

CUSTOMIZING YOUR MINI

MAKING ROOM FOR ROMANCE IN YOUR MINI

MAKING BEAUTIFUL MUSIC WITH YOUR MINI

ESSENTIALS OF GOOD MOTORING MOJO

TROUBLESHOOTING

BASICS

STASH

CUSTOMIZE

ROMANCE

MUSIC

GOOD MOJO

TROUBLE

11

CUSTOMIZING YOUR MINI

Motoring Accessories

Swivel-hipped hula girls and bobbing doggie heads are standard equipment in many automobiles. But as a MINI owner, you may want to consider a few accessory options more suited to your motor vehicle's premium performance prowess.

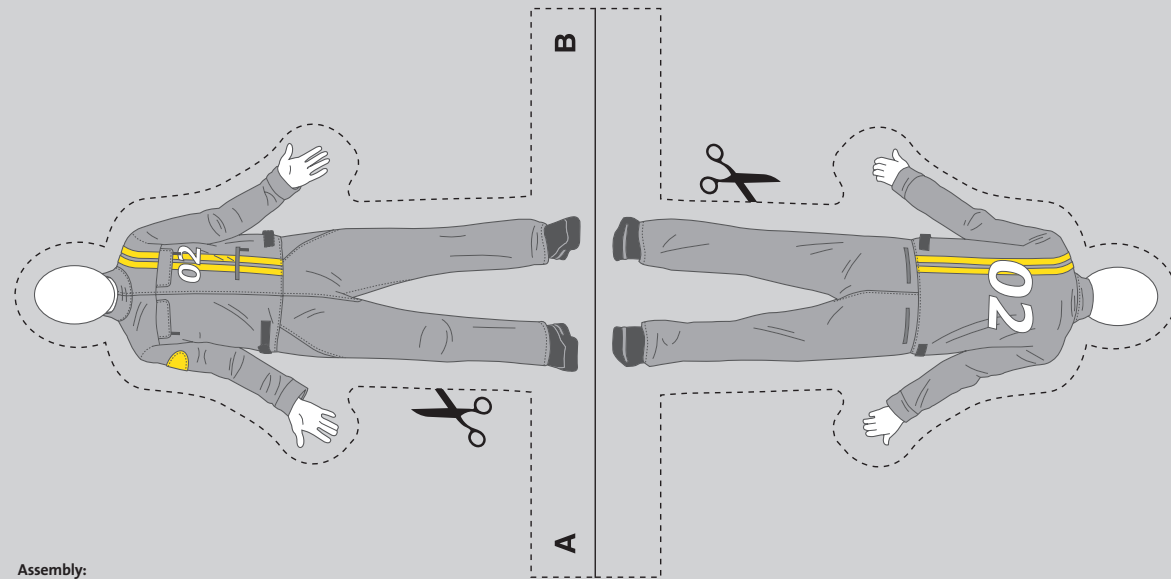


Fig. 10 The G-Force Chia Pet®: Tilt Chia Pet face down and grow as directed. Then display on dashboard facing forward for realistic pulling-Gs windblown effect.

Chia Pet® is a registered trademark of Joseph Enterprises, Inc. and is used by permission.

CUSTOMIZING YOUR MINI

Fig. 11 Making Your Own Dashboard Figurines: The Icons of Good Motoring Mojo



Assembly:

1. Cut out body pattern.
2. Fold together at feet. Connect A and B.
3. Add the iconic head of your choice from your favorite magazines, tabloids and books.
4. Secure to dash.
5. Motor. Ohmmmm.

CUSTOMIZING YOUR MINI

Air Fresheners. Nothing beats that new car smell. But life happens. You suddenly take up ferret breeding. Your MINI becomes possessed by the spirit of a recently-deceased skunk. You chauffeur a couple of your alma mater's lacrosse team players who leave their sweaty gear in your backseat. Eventually, you may want to spruce things up:

Sprig of Pine. Forget the faux eau-de-public-toilette imitations. The real thing is sweeter, and it's free. Or substitute fresh rosemary from your grocer's produce section.

Peel and Eat a Ripe Tangerine. Toss rind portion on floor area of vehicle. Park in direct sun.

Fresh-baked Chocolate Chip Cookies. Recommended for first dates. Make them yourself, or hit the bakery on the way to her place. Don't overdo it. It's a subliminal thing. You want her thinking "nice homespun boy," not "Suzie Homemaker." (FEMALE OWNERS: Substitute fine cigars in glove box "humidor" for cookies.)



Fig. 12 Custom Roof Graphics, clockwise from top left: 1) Checkered flag. 2) United Kingdom flag. 3) Lightning bolt. 4) Flames. Or apply your imagination.

CUSTOMIZING YOUR MINI

Cockpit Toggle Switch Conversation Starters

Refer to your factory-authorized MINI owner's manual to familiarize yourself with the layout of all dashboard instrumentation. Then refer to the pre-printed labels (included with this manual) for your own personalized customization.

Proper Use of Bumper Stickers

Recommended:

1. Motorer-related stickers function like post cards to strangers from a life well-lived: "This car climbed Mt. Washington," "I got my kicks on Route 66," "Bat out of Carlsbad Caverns." (Fig. 14)
2. Law School Alumni window decals will make others think twice about messing with you in a constitutionally-inappropriate manner. (Fig. 15)



Fig. 13



Fig. 14



Fig. 15 What it says: You're a magna cum law-abider.

CUSTOMIZING YOUR MINI

Proper Use of Bumper Stickers

Discouraged:

Sometimes, though we have the best intentions, comedy can backfire in our faces like a cheap gag exploding cigar. As a conscientious law-abiding moterer, always ask yourself: "To whom am I really talking here?"

Below, the top three bumper sticker faux pas:



Fig. 16 Fill in the blank, go directly to jail.



Fig. 17 An all-time classic bad idea.



Fig. 18 Your friends will laugh. 'Til it's time to pay the bail.

THE BASICS

BEST PLACES TO STASH STUFF IN YOUR MINI

CUSTOMIZING YOUR MINI

MAKING ROOM FOR ROMANCE IN YOUR MINI

MAKING BEAUTIFUL MUSIC WITH YOUR MINI

ESSENTIALS OF GOOD MOTORING MOJO

TROUBLESHOOTING

MAKING ROOM FOR ROMANCE IN YOUR MINI



Fig. 19 Holding hands while shifting lets you motor along in your relationship: First gear. Second gear. Third gear. Nothing but green lights.

Public Displays of Affection (P.D.A.)

Highly encouraged. You and your designated significant other take your MINI out for a wash and buff on a bright sunny Sunday for the whole world to see. “Yo, people, get a garage!”

The Backseat: An Introduction

Your MINI's spacious backseat and rear cargo area means there's plenty of room to comfortably accommodate everything you need to rev up the romance in any relationship – from long-stem roses and heart-shaped helium balloons by the dozen – to a 36" large-screen TV with both rear seats folded down. (Degree of romance may vary with relationship mileage.)

Making Out in Your MINI

The backseat. The front seat. Be spontaneous. Refer to factory-authorized owner's manual for window defogger operations.

Unisex Chivalry

Who cares if men and women are from different planets? Come down to Earth and open the dang door. It's the polite human thing to do.

Tip for Shameless Flirting at Red Lights

Substituting the words “olive juice” for “I love you” when lip-synching your affections through the window achieves the desired effect, and could potentially save you from messy verbally-binding legal entanglements down the road.

MAKING ROOM FOR ROMANCE IN YOUR MINI

Dating Tips for Married People

Your MINI can be a great source of escape from the ruts of everyday life.

1. Make a hot date. With your spouse. Act like complete strangers.
2. Remove child seats (if applicable) and 9-to-5 baggage.
3. Motor around block and pick her up at “her place.” (Or pick him up at “his place” – owner gender and romantic orientation may vary.)
4. Catch dinner and a movie. Or motor to the nearest scenic overlook and catch a sunset.

⚠️ MINI Prenuptial Agreement:

Substituting birdseed for ceremonial rice on wedding day may invite unwanted aerial bombardment of your MINI's lustrous factory finish. But it's the right thing to do.



Fig. 20 0-60 in 8.5 seconds flat. Leave the in-laws, the ex-boyfriends and the caterer at the altar, and elope in your MINI.

MAKING ROOM FOR ROMANCE IN YOUR MINI

Unconventional Use of Headlamps to Attract Attention

Your MINI's halogen lights are integrated into the bonnet (hood). Subsequently, raising the bonnet raises the headlamps, raising the bonnet raises the headlamps. A handy feature for attracting Luna moths, playing Romeo & Juliet, illuminating nighttime tailgate parties and locating sexy neighbor's treed kitty. (see Fig. 22.)

⚠️ IN EVENT OF BEING HOPELESSLY STRANDED in the middle of nowhere, or just hopelessly bored at home, rake the night sky with your headlights using a Hollywood premiere sweeping motion and let the party (search or otherwise) find you.



Fig. 21 The aphrodisiac effects of adrenaline & tire cleaner.



Fig. 22

THE BASICS

BEST PLACES TO STASH STUFF IN YOUR MINI

CUSTOMIZING YOUR MINI

MAKING ROOM FOR ROMANCE IN YOUR MINI

MAKING BEAUTIFUL MUSIC WITH YOUR MINI

ESSENTIALS OF GOOD MOTORING MOJO

TROUBLESHOOTING

BASICS

STASH

CUSTOMIZE

ROMANCE

MUSIC

GOOD MOJO

TROUBLE

21

MAKING BEAUTIFUL MUSIC WITH YOUR MINI

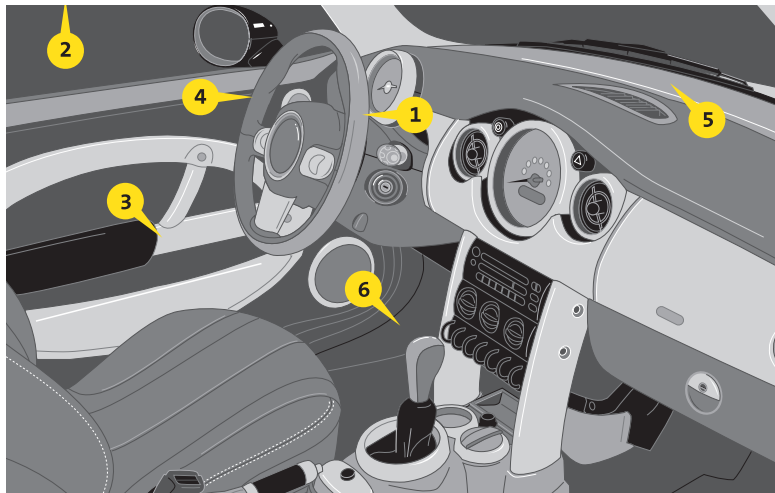


Fig. 23

Your MINI's superior performance is designed to fill you with a heightened sense of exhilaration and an undeniable urge to perform yourself. The following are creative ways to play your MINI like a finely-tuned instrument, and express the song in your heart.

1. Strumming on the steering wheel establishes the composition's rhythm, but should not be performed while engaging in turns.

⚠️ NOTE: Your MINI's horn is not a musical plaything, and should be sounded only when absolutely necessary in traffic situations, i.e., greeting fellow motorists.

2. Tapping on the roof adds additional percussion, though care should be taken that any rings on fingers do not scratch your MINI's distinctive black or white roof factory finish.

3. Playing the tubular door bezel: Syncopated banging upon the silver door tube adds bass. Adjust levels with a thump to the armrest. The door bezel is your conga.

4. Activating the turn signals provides a distinctive percussive cadence when motoring around turns.

5. Switching on the windshield wipers adds a rhythmic whoosh, whoosh, whoosh to the mix.

6. Accelerator/Wah-Wah Pedal. (See Fig. 24.)

MAKING BEAUTIFUL MUSIC WITH YOUR MINI



Fig. 24 1.6 liter 16V 115 Hp Cooper engine turns your MINI's accelerator into a wah-wah pedal at red lights. (168 Hp supercharged wah-wah pedal on S models.)

TABLE 1. MINI HORN RATING

MINI Horn	
Tuba	
Mack Truck	
Bull Elephant	
French TGV Horn	
Nantucket Ferry	

Fig. 25 The motorer's horn section: Your MINI adds accompaniment in the key of D.

MAKING BEAUTIFUL MUSIC WITH YOUR MINI

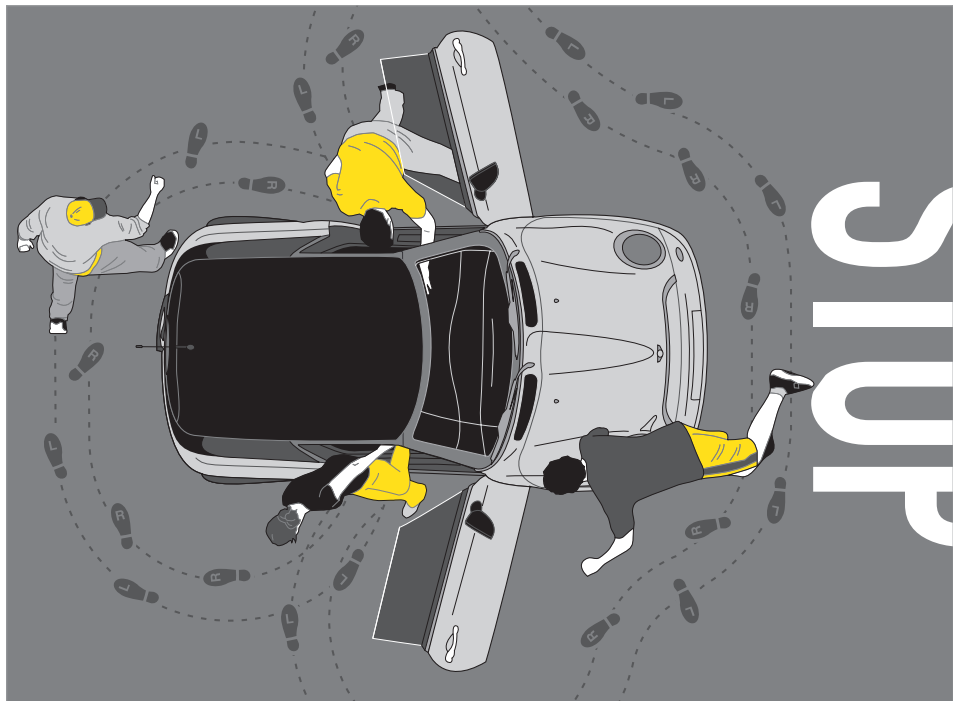


Fig. 26 MINI Performance Art. Oftentimes, the rhythm of the road can inspire sudden improvisational dances such as the spontaneous "Red Light Fire Drill" shown above.

THE BASICS

BEST PLACES TO STASH STUFF IN YOUR MINI

CUSTOMIZING YOUR MINI

MAKING ROOM FOR ROMANCE IN YOUR MINI

MAKING BEAUTIFUL MUSIC WITH YOUR MINI

ESSENTIALS OF GOOD MOTORING MOJO

TROUBLESHOOTING

BASICS

STASH

CUSTOMIZE

ROMANCE

MUSIC

GOOD MOJO

TROUBLE

ESSENTIALS OF GOOD MOTORING MOJO

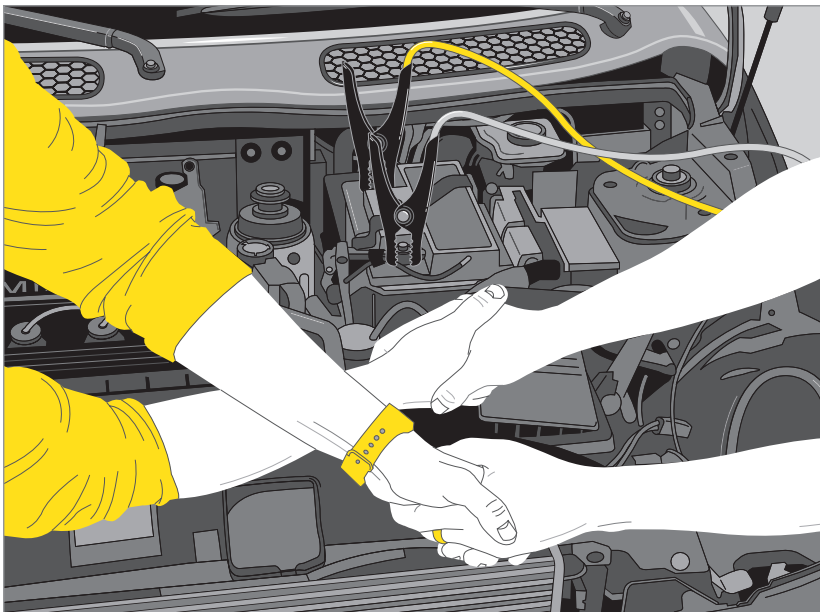


Fig. 27 Connect red to red. Black to ground. Stranger to stranger.

Jump Starts

Opting NOT to exchange electrical charges with total strangers is up to the individual motorer's discretion. HOWEVER, random acts of kindness do continue the flow of positive energy. Which adds up to good motor mojo for you.

Acknowledging Fellow Motorers

Dating back to MINI's birth in the UK, there exists a time-honored tradition of owners greeting each other when they pass on the streets. The moment you first sat in your MINI, you became a member of the family. So, as is customary, try and refrain from acts of shyness, aloofness or woeful complacency. When you pass another MINI, say, "Hey."

ESSENTIALS OF GOOD MOTORING MOJO



Fig. 28 & 29 The dreaded Phantom Spot (left). And proper parking etiquette (right).

The Phantom Spot

A MINI's stealthy 143" body length makes it adaptable to tight spaces unthinkable for conventional vehicles. It's optimal for squeezing into half-spots when parallel parking. However, faced with pull-in parking scenarios, MINI owners should try to be considerate of others. In shopping malls, avoid creating "phantom spots"— spaces that look available from afar, but upon closer inspection,

reveal a MINI nicely tucked away inside. (See Fig. 28.) Instead, align MINI's rear bumper with the other cars in the row. (See Fig. 29.) It's the good motoring mojo thing to do. Besides, flaunting one's small size by pulling all the way up just isn't MINI style.

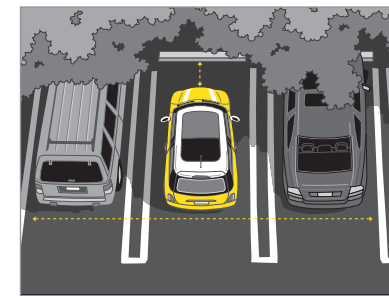


Fig. 30 Line of good motoring mojo.

ESSENTIALS OF GOOD MOTORING MOJO

Index Finger Salute

Subtle. Sublime. "Sup!"

Peace Sign

Though flower-powered Minis never lined the interstates leading to Woodstock, N.Y., Minis did enjoy a rather colorful bohemian past shuttling shaggy-haired hipsters from Liverpool to Amsterdam in the 60s. Then, as now, love is all you need. That and petrol.

Thumbs Up

Appropriate when paying homage to classic Mini owners.

Motorer's Oath of Honor

REPEAT: "On my honor, I do solemnly pledge to be trustworthy, helpful, friendly, courteous, kind, obedient, cheerful and brave."

The Wave

Customarily, Mini-owning members of Britain's Royal Family always presented the back of the hand, raised in a slow tight circular motion when greeting subjects. You, living in a democracy, may choose something a little less upper-crusty when acknowledging throngs of well-wishers along your parade route.

Tap-on-the-Roof

"Top of the Day." The motoring equivalent to politely tipping your hat.

Winking the Lights

The motoring equivalent to batting your eyes.



'Sup!



Peace



Thumbs Up



Motorer's Honor



Royal Wave 1



Royal Wave 2



Commoner Wave 1



Commoner Wave 2



Roof Tap 1



Roof Tap 2



High Beams 1



High Beams 2

THE BASICS

BEST PLACES TO STASH STUFF IN YOUR MINI

CUSTOMIZING YOUR MINI

MAKING ROOM FOR ROMANCE IN YOUR MINI

MAKING BEAUTIFUL MUSIC WITH YOUR MINI

ESSENTIALS OF GOOD MOTORING MOJO

TROUBLESHOOTING

STASH

CUSTOMIZE

ROMANCE

MUSIC

GOOD MOJO

TROUBLE

TROUBLESHOOTING

Rotating Your Shorts in Public

Whether wiggling out of soggy swim trunks at the beach, or slipping into moisture-wicking bike shorts for a ride in the country, follow these instructions for taking it all off and putting it all back on. And save yourself the lewd & lascivious downtime.

⚠ CAUTION: Car doors should not be used as privacy screens by those over 6' tall. Because of your MINI's lower center of gravity, doors may be inadequate for keeping your private bits out of other people's snooping noses. So to speak.

1. Wrap a beach towel around your waist.
2. Sit down inside vehicle and, reaching under towel, use a shimmying motion to remove what you're wearing, taking care not to loosen towel.
3. Repeat in reverse order, applying clothes until dressed.



Fig. 31 Use discretion. And keep the catcalls, woos and whistles for your MINI.

TROUBLESHOOTING

⚠ FOUR THINGS YOU SHOULD NEVER DO TO YOUR MINI

1. Never leave your MINI unattended and unlocked with the engine running and a giant sign on top reading, "Back in ten — feel free to move car if in way."
2. Absolutely no Viking helmets. Not the football team, the ancient Nordic conquerors. No matter how much the explorer spirit of motoring gets in your blood, resist the urge. Pointy Viking horns may cause damage to plush vehicle interior.
3. Never drive through flowing water. That's called motor BOATING.
4. Never call your MINI by another car's name.

ADDITIONAL READING:

[On the Road](#)...Jack Kerouac

[There's No Toilet Paper on the Road Less Traveled](#) The Best of Travel Humor...Lansky

[Roadfood](#): 500 Diners, Farmland Buffets, Lobster Shacks, Pie Palaces and Other All-American Eateries...Jane & Michael Stern

[Fodor's Flashmaps of NY, Washington, D.C., Chicago & San Francisco](#)

[Fodor's How to Pack](#)...Laurel Cardone

[The Book of Motoring](#)..MINI

BOOKS ON TAPE:

[Road Rage Relaxation](#)...Dean Montalbano

⚠️ NOTE: MEDITATION TAPE ONLY. NOT FOR USE WHILE MOTORING.

MINIUSA.COM

©2004 MINI, a division of BMW of North America, LLC. The MINI name and logo are registered trademarks. BRO002-04

